

# Lesson Plan

*Copper Country ISD Workshop June 27-29, 2011*

## Title

History of the Star Spangled Banner

### Lesson Overview:

This lesson will allow students to delve deeper into the history behind the Star Spangled Banner through the sheet music, lyrics and pictures of the time.

### Objectives:

Through primary source analysis and historical discover students will gain a better understanding of our nation's national anthem, the Star Spangled Banner.

### Standards: Common Core Social Studies/History Standards

**RH.6-8.1. Cite specific textual evidence to support analysis of primary and secondary sources.**

**RH.6-8.2. Determine the central ideas or information of a primary or secondary source; provide an accurate summary of the source distinct from prior knowledge or opinions.**

**RH.6-8.4. Determine the meaning of words and phrases as they are used in a text, including vocabulary specific to domains related to history/social studies.**

**RH.6-8.5. Describe how a text presents information (e.g., sequentially, comparatively, causally).**

**RH.6-8.6. Identify aspects of a text that reveal an author's point of view or purpose (e.g., loaded language, inclusion or avoidance of particular facts).**

**RH.6-8.7. Integrate visual information (e.g., in charts, graphs, photographs, videos, or maps) with other information in print and digital texts.**

**RH.6-8.8. Distinguish among fact, opinion, and reasoned judgment in a text.**

**RH.6-8.9. Analyze the relationship between a primary and secondary source on the same topic.**

### Common Core English Standards

RI.8.1. Cite the textual evidence that most strongly supports an analysis of what the text says explicitly as well as inferences drawn from the text.

RI.8.2. Determine a central idea of a text and analyze its development over the course of the text, including its relationship to supporting ideas; provide an objective summary of the text.

RI.8.3. Analyze how a text makes connections among and distinctions between individuals, ideas, or events (e.g., through comparisons, analogies, or categories).

RI.8.4. Determine the meaning of words and phrases as they are used in a text, including figurative, connotative, and technical meanings; analyze the impact of specific word choices on meaning and tone, including analogies or allusions to other texts.

RI.8.6. Determine an author's point of view or purpose in a text and analyze how the author acknowledges and responds to conflicting evidence or viewpoints.

**Time Required:** 2 days (55 minute class)

**Recommended Grade Level(s):** 8<sup>th</sup> grade Social Studies

**Topic(s):** History of our National Anthem  
How history influences music

**Era:** Expansion and Reform 1792-1861

## **Preparation:**

### **Materials:**

- Computer connected to Infocus projector
- Photocopies of LOC Thinking About Songs worksheet (enough for class)
- Photocopies of Star Spangled Banner song lyrics (enough for class)
- 

### **Resources:**

- Resource Table at end of lesson
- <http://www.loc.gov/teachers/lyrical/tools/docs/songs.pdf>
- [Star Spangled Banner lyrics](#)

## Procedure: Day 1

### 1. Teacher preparation prior to day 1

- Read over the lyrics of Star Spangled Banner.
- Familiarize yourself with the historical background of the piece.
  
- Read through these sites.  
<http://lcweb2.loc.gov/diglib/ahas/loc.natlib.ahas.200000017/default.html>  
  
[http://www.si.edu/encyclopedia\\_si/nmah/starflag.htm](http://www.si.edu/encyclopedia_si/nmah/starflag.htm)
  
- Duplicate copies of the song lyric worksheet for each student.
  
- Duplicate one copy per student of the printed Star Spangled Banner lyrics.
- Students will hear the song from the following recording. Click on below link and then click on MP3.  
<http://lcweb2.loc.gov/diglib/ahas/loc.natlib.ahas.100000222/default.html>

### 2. Initial Response

- Pass out the printed version of the lyrics.
- Play the piece of music aloud for the whole class to hear.

### 3. Have students highlight impact words (words that they find motivational, powerful or have the most personal impact)

- Going around the room students will say one of their highlighted words quickly creating an interpreted mood. (found poetry)

### 4. Primary source visuals

- Show the examples of primary source pictures on the Infocus that deal with the writing of the Star Spangled Banner. Click on links below.

<http://americanhistory.si.edu/starspangledbanner/the-lyrics.aspx>

<http://lcweb2.loc.gov/diglib/ahas/loc.natlib.ahas.100000006/contactsheet.html>

<http://lcweb2.loc.gov/diglib/ahas/loc.natlib.ahas.200000017/default.html>

- While showing each picture, discuss whether it is a primary or secondary source and why?

### 5. Analytical Response

- Give each student a copy of the song lyric worksheet for individual note taking.
- Have students work on worksheet and analyze the piece as a historical artifact, writing down their individual responses on the organizer. (can be done in pairs or small groups depending on the makeup of your class)

## 6. Discussion

- Have volunteers share their findings with the class.
- Hold a class discussion based on the following questions: display questions on Infocus
  - Who was the piece written for?
  - What was the purpose of the piece?
  - What topic or concern of the era does the piece represent?
  - What does the piece reveal about the artist and the artist's viewpoint?  
Do you agree with this viewpoint?
  - What does the piece say about what life was like in the past?
  - What questions does this piece raise? How can you find answers?

## Day 2

### 1. Review

- Start class with a review of yesterday's lesson of primary sources and the meaning behind the lyrics of the Star Spangled Banner.
- Have students give examples of primary sources that were discussed yesterday.
- Have students volunteer short meanings from the lyrics of the Star Spangled Banner that were discussed yesterday.

### 2. Analyze

- Display on the Infocus the sites below and discuss some of the highlights of the readings.  
<http://lcweb2.loc.gov/diglib/ihas/loc.natlib.ihas.200000017/default.html>  
[http://www.si.edu/encyclopedia\\_si/nmah/starflag.htm](http://www.si.edu/encyclopedia_si/nmah/starflag.htm)
- Show the picture of Fort McHenry and Francis Scott Key that relate to the stories above.  
[http://www.si.edu/encyclopedia\\_si/nmah/starflag.htm](http://www.si.edu/encyclopedia_si/nmah/starflag.htm)  
<http://www.loc.gov/pictures/item/98513933/>  
<http://www.loc.gov/pictures/item/2011635191/>
- Show the Smithsonian, Star Spangled Banner website and explore together.  
<http://americanhistory.si.edu/starspangledbanner/>




**Day 3 or Extension Activities:** Go to the computer lab and log into the Smithsonian website above and complete the Star Spangled Banner Interactive Flag activity on their own.



<http://americanhistory.si.edu/starspangledbanner/>

## Evaluation: Song Lyric Worksheet

## Star-Spangled Banner Interactive Flag Activity

Resource Table

Image	Description	Citation	Permanent URL
	<p>The Star Spangled Banner</p> <p><b>Star spangled banner [Song Collection]</b></p> <p>Francis Scott Key standing on boat, with right arm stretched out toward the United States flag flying over Fort McHenry, Baltimore, Maryland.</p>	<p>Library of Congress Prints and Photographs Division Washington, D.C. 20540 USA</p> <p><a href="http://hdl.loc.gov/loc.pnp/pp.print">http://hdl.loc.gov/loc.pnp/pp.print</a></p>	<p><a href="http://www.loc.gov/pictures/item/98513933/">http://www.loc.gov/pictures/item/98513933/</a></p>
	<p>Star spangled banner [sheet music]</p> <p><b>Composer</b> [Smith, John Stafford]</p> <p><b>Lyricist</b> [Key, Francis Scott]</p> <p><b>Published/Created</b> [ca. 1815]</p> <p><b>Publisher</b> A. Bacon &amp; Co.</p>	<p><b>Star spangled banner [Song Collection]</b></p> <p>[ca. 1815] edition</p>	<p>Temporary URL</p> <p><a href="http://lcweb2.loc.gov/diglib/ihis/loc.natl.ib.ihis.100000006/contactsheet.html">http://lcweb2.loc.gov/diglib/ihis/loc.natl.ib.ihis.100000006/contactsheet.html</a></p>
	<p>Fort McHenry, the place where Francis Scott Key observed that the "flag was still there" and wrote the words to "The Star-Spangled Banner" following an engagement with the invading British during the War of 1812. Baltimore, Maryland</p>	<p>Library of Congress Prints and Photographs Division Washington, D.C. 20540 USA</p> <p><a href="http://hdl.loc.gov/loc.pnp/pp.print">http://hdl.loc.gov/loc.pnp/pp.print</a></p>	<p><a href="http://www.loc.gov/pictures/item/2011635191/">http://www.loc.gov/pictures/item/2011635191/</a></p>

	<p><b>Star-Spangled Banner and the War of 1812</b> The original Star-Spangled Banner, the flag that inspired Francis Scott Key to write the song that would become our national anthem, is among the most treasured artifacts in the collections of the Smithsonian's National Museum of American History in Washington, D.C.</p>	<p>This image was found at the Smithsonian website, <a href="http://americanhistory.si.edu/starspangledbanner/">http://americanhistory.si.edu/starspangledbanner/</a> Google "history that inspired star spangled banner" press enter, choose site "NMAH The Star-Spangled Banner. The flag that inspired..."</p>	<p>Temporary URL <a href="http://www.si.edu/encyclopedia_si/nmah/starflag.htm">http://www.si.edu/encyclopedia_si/nmah/starflag.htm</a></p>
	<p><b>Key's Manuscript</b> This is the earliest known manuscript of Key's song. It is probably one of several drafts that Key made before sending the copy to the printer.</p>	<p>This image was found at the Smithsonian website, <a href="http://americanhistory.si.edu/starspangledbanner/the-lyrics.aspx">http://americanhistory.si.edu/starspangledbanner/the-lyrics.aspx</a> Google "history that inspired star spangled banner" press enter, choose site "NMAH The Star-Spangled Banner. The flag that inspired..." then click on the tab "song"</p>	<p>Temporary URL <a href="http://americanhistory.si.edu/starspangledbanner/the-lyrics.aspx">http://americanhistory.si.edu/starspangledbanner/the-lyrics.aspx</a></p>
<p><b>Interactive Flag</b></p>	<p>Explore features of the flag and discover something new each time you click. Zoom in for incredible detail.</p>	<p>This image was found at the Smithsonian website, <a href="http://americanhistory.si.edu/starspangledbanner/">http://americanhistory.si.edu/starspangledbanner/</a> Google "history that inspired star spangled banner" press enter, choose site "NMAH The Star-Spangled Banner. The flag that inspired..." then click on "Interact" and then "Interactive Flag"</p>	<p>Temporary URL <a href="http://americanhistory.si.edu/starspangledbanner/interactive-flag.aspx">http://americanhistory.si.edu/starspangledbanner/interactive-flag.aspx</a></p>
<p><b>Song Recording</b></p>	<p>Title</p>	<p>Place of</p>	<p><a href="http://lcweb2.loc.gov/diglib/ahas/loc.natl">http://lcweb2.loc.gov/diglib/ahas/loc.natl</a></p>

	The star spangled banner [sound recording]  Performer  The Diamond Four	Publication/Creation  New York, NY  Published/Created [ca. 1898]	<a href="http://ib.ihas.100000222/default.html">ib.ihas.100000222/default.html</a>
--	--	---	--